

Beginning Band Check List

FLUTE

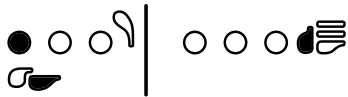
Complete the following items in order:

___ Produce a high “A” on the open headjoint

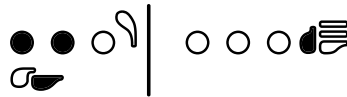
___ Produce a low “A” on the closed headjoint

___ Produce a high “E” on the closed head joint

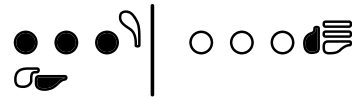
___ Perform “B A G” on the flute in one breath (see fingerings)



B



A



G

___ Perform the first five notes

The first 5 notes paper will be provided after the previous items are passed off

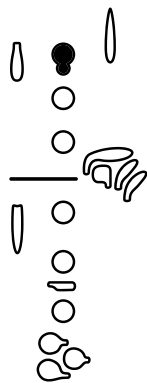
Beginning Band Check List

OBOE

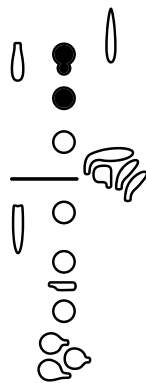
Complete the following items in order:

___ Produce a "C" on the reed (with a tuner)

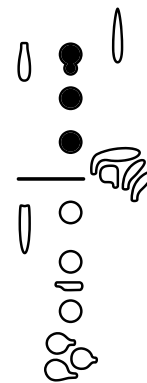
___ Perform "B A G" on the oboe in one breath (see fingerings)



B



A



G

___ Perform the first five notes

The first 5 notes paper will be provided after the previous items are passed off

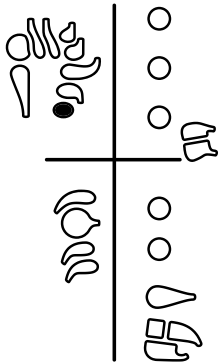
Beginning Band Check List

BASSOON

Complete the following items in order:

___ Produce a "C" on the reed and local (with a tuner)

___ Perform "F" on the bassoon (see fingerings)



F

___ Perform the first five notes

The first 5 notes paper will be provided after the previous items are passed off

Beginning Band Check List

CLARINET

Complete the following items in order:

___ Produce a “F#/Gb” on the barrel and mouthpiece (with tuner)

___ Perform all notes down the tube on the “half instrument”

___ Perform all notes down the tube on the “whole instrument”

___ Perform the first five notes

The first 5 notes paper will be provided after the previous items are passed off

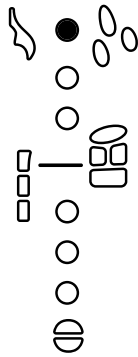
Beginning Band Check List

ALTO SAXOPHONE

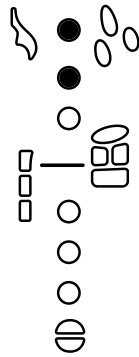
Complete the following items in order:

___ Produce a “Ab/G#” on the mouthpiece and neck (with tuner)

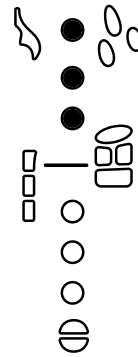
___ Perform “B A G” on the saxophone in one breath (see fingerings)



B



A



G

___ Perform the first five notes

The first 5 notes paper will be provided after the previous items are passed off

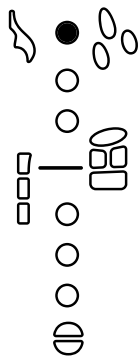
Beginning Band Check List

TENOR SAXOPHONE

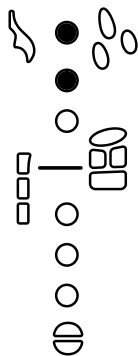
Complete the following items in order:

___ Produce a "E" on the mouthpiece and neck (with tuner)

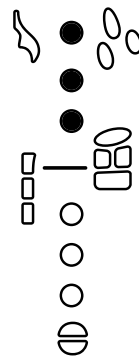
___ Perform "B A G" on the saxophone in one breath (see fingerings)



B



A



G

___ Perform the first five notes

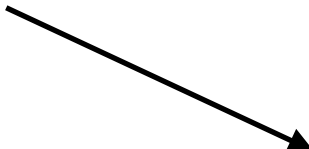
The first 5 notes paper will be provided after the previous items are passed off


Beginning Band Check List

TRUMPET / TROMBONE / EUPHONIUM / TUBA

Complete the following items in order:

___ Long Straight Buzz 

___ High To Low Buzz 

___ Low To High Buzz 

___ Siren Circle Buzz 

___ High to Low on the instrument

___ Perform the first five notes

The first 5 notes paper will be provided after the previous items are passed off



Beginning Band Check List

HORN

Complete the following items in order:

___ Long Straight Buzz 

___ High To Low Buzz 

___ Low To High Buzz 


___ Siren Circle Buzz 

___ Perform "C E G" with no valves

___ Perform the first five notes

The first 5 notes paper will be provided after the previous items are passed off

Beginning Band Check List

PERCUSSION

Complete the following items in order:

___ Perform the “8 Sticking Patterns” on Snare/Pad

___ RRRR x 4

___ LLLL x 4

___ RRLl x 4

___ LLRR x 4

___ RLRL x 4

___ LRLR x 4

___ RLRR x 4

___ LRLL x 4

___ Perform the following scales/exercise from the “1st 5 notes sheet”

___ Bb Major Scale

___ C Major Scale

___ All the notes on the keyboard in order (up and down)

The first 5 notes paper will be provided after the previous items are passed off